

# 25Gbps PIN-TIA TO-CAN Series Photodiode

1250 - 1650nm, 25G



DATASHEET

[Return to the Webpage](#)



## Features

- Data Rates up to 25 Gbps
- Single +3.3V Power Supply
- -40°C to 85°C Operation
- Differential Output
- Received Signal Strength Indicator (RSSI)
- InGaAs PIN Detector and TIA Inside
- With 1kΩ Resistance

## Applications

- High speed Telecom and Datacom



The PINT is a PIN photodiode integrated with a ball lens and a high-speed transimpedance amplifier (TIA), supporting data rates up to 25 Gb/s with differential output. It provides a flat frequency response over a wide operating temperature range and is available with both single-mode and multimode fiber coupling options, offering versatility for high-speed optical communication applications. A matching evaluation PCB is available, featuring up to 8 GHz 3 dB analog bandwidth and SMA RF interfaces, with a single connector for single-ended output and dual connectors for differential outputs, enabling convenient testing and system integration. Due to their high sensitivity to electrostatic discharge, warranty coverage applies only to fully metal covered modules the benchtops, which include proper protection. Other versions of the lasers and photodetectors are not covered by any warranty. Please use them with great caution.

## Specifications

Parameter	Min	Typical	Max	Unit
Supply Voltage	2.97	3.3	3.63	V
Supply Current		26	33	mA
Operating Wavelength	1260		1600	nm
RSSI Offset Current			100	nA
Bandwidth		21		GHz
Overload	2.2			dBm
Sensitivity			-14	dBm
Responsivity	0.7			A/W
Optical Return Loss			-27	dB
Optical Input Power				dBm
Operating Temperature	-20		+70	°C
Storage Temperature	-40		+85	°C
Lead Solder Temperature/Time			260/10	°C/s

**Note:** The specifications provided are for general applications with a cost-effective approach. If you need to narrow or expand the tolerance, coverage, limit, or qualifications, please [click this link](#):

Rev 04/17/26

**P** +1 781-935-1200

**E** [sales@agiltron.com](mailto:sales@agiltron.com)

**W** [www.agiltron.com](http://www.agiltron.com)

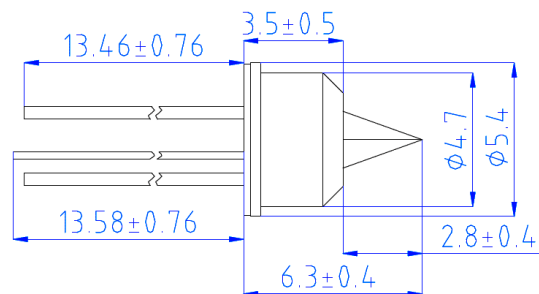
# 25Gbps PIN-TIA TO-CAN Series Photodiode

1250 - 1650nm, 25G



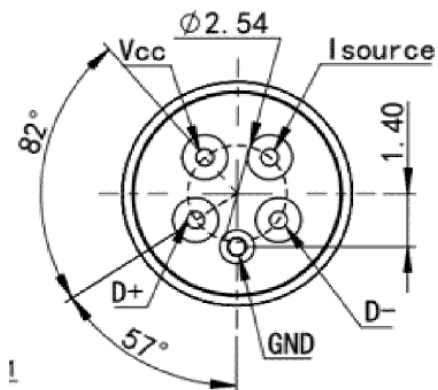
## DATASHEET

### Mechanical Dimension (mm) and PIN Assignment



\*Product dimensions may change without notice. This is sometimes required for non-standard specifications.

### PIN Configuration (Bottom View)



Pin	Function
Vcc (3.3V)	DC Power
GND	Ground
Dout(-)	Detector Signal Output Negative
Dout(+)	Detector Signal Output Positive
Isource	Readout photodiode current

### Ordering Information (Part Number)

Prefix	Wavelength	Speed	Driver PCB	Package				
PINI-	1230 - 1620 = 1	25 GHz = H 12 GHz = 1 5 GHz = 5	Non = 1 Single Output = 2 Differential = 3	Standard = 1 Special = 0	1	1	1	1

# 25Gbps PIN-TIA TO-CAN Series Photodiode

1250 - 1650nm, 25G



## DATASHEET

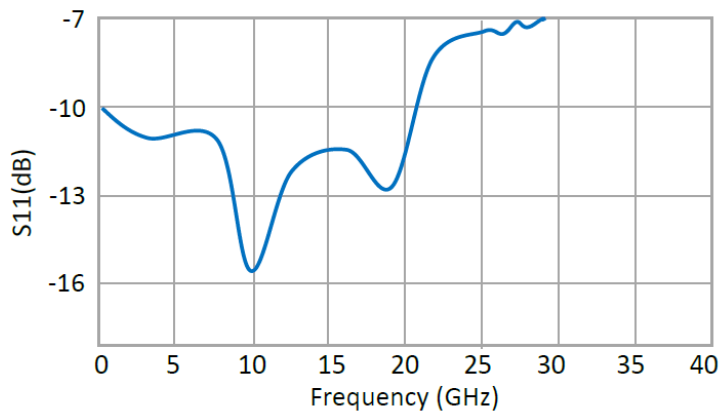
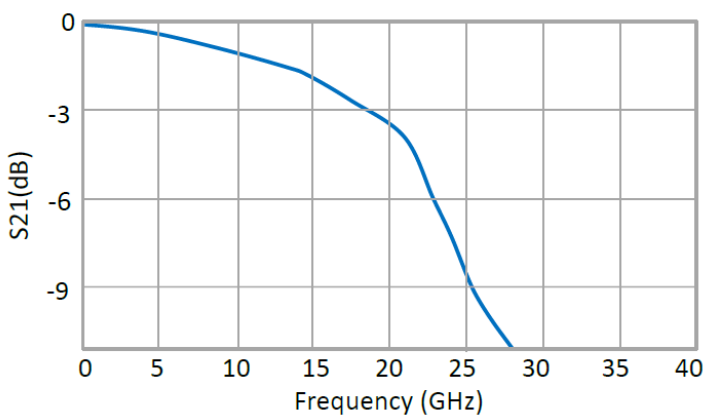
### Detector Mounted on Driver



\*Product dimensions may change without notice. This is sometimes required for non-standard specifications.

### Typical Performance Curves (Top 23°C, 801 PTs, 16 AVGs, 1.5% smoothing)

RF performance dependent on PCB design and optimization. Data shown with Ground-backed Co-planner waveguide. Single ended measurement, port two is terminated with 50 Ohm load.



# 25Gbps PIN-TIA TO-CAN Series Photodiode

1250 - 1650nm, 25G



DATASHEET

## Caution Electrostatic Sensitivity



- Never touch laser diode and the module using hands
- Always use protections when handle a laser diode
- Recommend mounting the laser diode using an ionic gun and ESD finger cots



## Laser Safety

This product meets the appropriate standard in Title 21 of the Code of Federal Regulations (CFR). FDA/CDRH Class 1M laser product. This device has been classified with the FDA/CDRH under accession number 0220191. All versions of this laser are Class 1M laser products, tested according to IEC 60825-1:2007 / EN 60825-1:2007. An additional warning for Class 1M laser products. For diverging beams, this warning shall state that viewing the laser output with certain optical instruments (for example eye loupes, magnifiers, and microscopes) within a distance of 100 mm may pose an eye hazard. For collimated beams, this warning shall state that viewing the laser output with certain instruments designed for use at a distance (for example telescopes and binoculars) may pose an eye hazard.

Wavelength = 1.3/1.5  $\mu\text{m}$ .

Maximum power = 30 mW.



\*Caution - Use of controls or adjustments or performance of procedures other than those specified herein may result in hazardous radiation exposure.

\*IEC is a registered trademark of the International Electrotechnical Commission.